








VMRS Code Search

ZPMVMRS

Use this procedure to search for a VMRS code for a non-stock material or operation.



Basic Commands

- Back 
- Filter - Use to increase the max number of results displayed 
- Find – Use to refine your search 
- Enter 
- Execute 

Information on Search

•**First determine the major system – If searching for a brake item, limit the search to that system by using 013**

•**Use this code with M in front of it on ZFB61 to charge non-stock materials. For example: M013-001-023**

1. From the **SAP R/3 System Easy Access** screen or from your favorites, enter or select transaction code **ZPMVMRS**. **It can also be accessed from the single screen work order by clicking on the match code icon for VMRS code**
2. The **Find VMRS Code and Description** window or **VMRS Search** box displays.
3. Enter words, a three digit code, or a six digit code and click . A list will display and you can refine your search further using the  button at the bottom of the box that pops up.

Tips for Searching:

- It is most important to get the first three digits of the VMRS code correct. If those digits are incorrect then you may not even have a vehicle VMRS code. 362-002-027 is an Air Line by description but a quick search for 362 reveals it is for weight/measurement systems.
- The second three digits take next most importance. They tell you what area of the system you're working in (air brake compressor, parking brake, front breaks, rear brakes etc.)
- The last three digits tell fairly accurately what you're working on or what type of part it is. You should not start looking via description until you at least have the first 3 digits correct.

There are 1608 VMRS codes with Bracket in the name. Of those only 40 are in the Heating and AC system. Of those only 19 are in the AC assembly. Of those only one, 001-001-047, is the mounting bracket for the AC compressor.

- Sometimes what you would call the part is not what is listed in the VMRS code description. For example, Light may be Lamp or Bulb and vice versa. You may have to branch out to similar words in order to find what you're looking for.
- There is not a single code for all gaskets/seals/etc. Each code indicates what it is really used for. Brake hose fittings are very different and potentially vastly more important than AC fittings.

The NC Bus Safety Website has offline VMRS code lookup resources and an introduction to VMRS codes available at the top of the following page:
<http://www.ncbussafety.org/BSIP/Resources.html>