

School Bus Safety

**Rules & Tools
to Ride Safely on
Every School Bus**

See the
**New Stop, Look and
Go Hand Signal Poster**
on page **4-5!**



With
STOP-KAT
And
SAFE-KIT!

COPY



© A Dream Company 2015

www.ncbussafety.org
www.safe4allkids.com

Dewayne and Nikki are waiting for the school bus in a neighborhood near you...



Look! Over there!

Those kids are playing too near the street!



I'll bet you can't kick this soda-can before I can kick it!

Watch me kick the can without half trying!



Get out of the street! Here comes the school bus!



You're too slow! Now I've got the can!

Not for long! Now I've got it back!

VVRR0000M!



Get off the road. The bus driver might not see you!

NOT COPY

STOP-KAT, they are so busy playing they don't hear Nikki and Dewayne warning them to get back on the sidewalk.

The boy is directly in front of the oncoming bus, **safe!** I'll stop the bus. Use your Super-Safe speed to get him back to the curb!



GO MEGOWWER POWER!!



The alert Driver sees the boy and STOP_KAT!

Why is **STOP-KAT** in front of my bus shining Stop-Lights at me? **OH NO!** There's a boy in the street. I must do an **Emergency STOP!!!**

SCHOOL BUS

WHEW! Just in time! What was that noise?

We saved you!

Good Job! He's safe! Only the book-bags were run over.

DO DO

CRUNCH!!!

SCREEEECH!!!

NO T

WOW! Look how those back packs were crushed by the bus!

Rather those packs than you!

What can we do to be safe school bus riders?

Now, that is a very important question. Read on to learn how to be safe school bus riders!

COPY




Be Careful to Avoid **DANGER ZONES** Around Your Bus



DANGER ZONE!

Stay in front of the crossing arm

- Circle **[T]** for True or **[F]** for False for each Danger-Zone rule;
- [T]** or **[F]**: It is safe to approach the bus where the Driver cannot see you.
 - [T]** or **[F]**: Always approach the bus from the door side where the Bus Driver can see you!
 - [T]** or **[F]**: It is okay to get on a bus with no Bus Driver on it.
 - [T]** or **[F]**: Danger Zones are the safest path to walk up to the bus door.
 - [T]** or **[F]**: Walk around the crossing arm so the Driver can see you.
 - [T]** or **[F]**: Always get on the bus before the Driver sees you get on.
 - [T]** or **[F]**: Always stay on the safe walking area to get on the bus.
- 3**



When your Bus Dr

All NC Bus Drivers will now use these hand signals to guide you safely to go across the bus.



DO NOT

Always follow these steps...

COPY 2



Driver does this hand signal...

STOP, Wait!

The bus driver is checking for safe crossing.

DO

LOOK Both Ways!

NOT

It is now safe to cross.



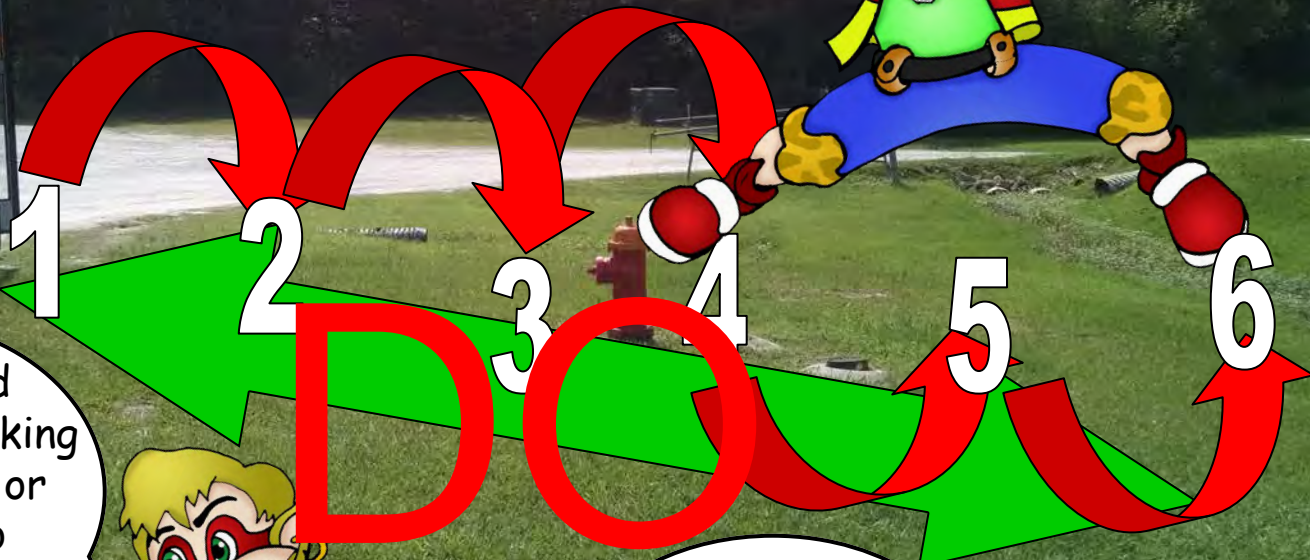
COPY

Now GO this way!

Now cross in this direction in front of the bus.

Stay 12 Feet Away from the Curb or Road Where the Bus Stops

The safest distance while waiting for the bus is to stay 6 giant kid steps (12 feet) away from the road.



Try to avoid standing or walking in high water or too close to bushes and trees.



Stand on high ground so you can see what is around you.




Please stay off the road when waiting for your bus!

Always wait for the bus driver's signal before you walk towards the bus and to get on the bus.

COPY

Pick the correct answer.

1. The correct safe distance from the road while waiting for your bus is; A) 6 feet B) 9 feet C) 12 feet
2. How many steps are a safe distance from the road? A) 2 giant steps B) 4 giant steps C) 6 giant steps
3. Where should you try to stand while waiting for your bus? A) In standing water B) On high ground or C) In bushes or trees
4. Don't move toward the bus until it stops and you see what? A) Sunny skies B) the Bus Driver's eyes C) other kids on the bus



Be Careful to Avoid **DANGER ZONES** Around Your Bus

This **green area** I'm on is the safest way to walk up to get safely on to your bus.

Hello!
I'm Nikki!

Always wait for the driver to be on the bus and say when to get on the bus.



DO

DANGERZONE!


DANGERZONE!

Stay in front of the crossing arm

- Circle **[T]** for True or **[F]** for False for each Danger-Zone rule;
1. **[T]** or **[F]**: It is safe to approach the bus where the Driver cannot see you.
 2. **[T]** or **[F]**: Always approach the bus from the door side where the Bus Driver can see you!
 3. **[T]** or **[F]**: It is okay to get on a bus with no Bus Driver on it.
 4. **[T]** or **[F]**: Danger Zones are the safest path to walk up to the bus door.
 5. **[T]** or **[F]**: Walk around the crossing arm so the Driver can see you.
 6. **[T]** or **[F]**: Always get on the bus before the Driver sees you get on.
 7. **[T]** or **[F]**: Always stay on the safe walking area to get on the bus.

COPY

COPY
me!



Always approach the bus from the door side where the bus driver can see you!

Show Respect to Get Respect

Always Be Civil to All Bus Riders

All student riders are expected to be civil toward one another on the bus. Civil means to show manners, to have courtesy and to be polite in the way you talk and act around other bus riders.



Our good civil rule is to:
"Treat everyone around you the way you would want them to treat you."



Hello Ben. Do you need any help?

Thanks Lisa, but you already helped me when I heard you say hello.

SHOW MANNERS

HAVE COURTESY

Thanks for letting me have the aisle seat.

No problem. Would you like some help when you have a heavy book bag?



BE POLITE

Hi Stan. I'm Rick from your Math class. I like soccer and chess.

I like math. I really like chess.




Be civil to all bus riders.

COPY

FIND AND CIRCLE THE GOOD CIVIL RULE WORDS:

D T R E A T F G Y O U
 V H K V R L T Y Q C X
 A E G E O F W O U L D
 Y F D R U N C U N B I
 J V B Y N L O T H E M
 S A Y O D B T R E A T
 T O D N Z X O W A N T
 K D F E S A D D A S J
 D D K J H F U Y O U Q

Please be patient with bus riders who may have difficulty walking.



Don't push or rush them to get on or off the bus.

Daily Bus Rider Rules



Show Respect for Everyone!

We want everyone to have a safe ride on the bus everyday. Sometime other riders will do things you know are wrong. Avoid getting in trouble by not doing what they do! Here are five rules to have a safe trip every day on the bus.

Always try to avoid conflicts on the bus.



Never be rude or backtalk to the bus driver. Do what the driver says or you may not be allowed to ride the bus.




1.

What rules?

2.

Everyone involved will get in trouble.

Always keep your legs and bookbags out of the aisle to avoid tripping other busriders.



Don't be a seat hog!

Share the seat!

Will you move?

NO!

Go sit somewhere else! This is all my seat!

WRONG!

Quickly get seated and always try to share your seat equally with other bus riders.

RIGHT!

Always report bullies to an adult you trust. It is your right to ride the bus without someone threatening to harm you or cause you trouble.

This is wrong!

PRINCIPAL'S IN-BOX



I trust my school Principal.

If someone gets hurt, expect to get in trouble. If at anytime you trip or hurt someone on purpose you will be treated as a bully.

Can you find the missing words from the above Rules?

1. _____ be _____ or _____ to the bus driver.
2. Quickly get _____ and always try to _____ your seat _____ with other bus riders.

1. _____ report _____ to an adult you _____.
1. If at anytime you _____ or _____ someone on purpose, you will be _____ like a bully.
2. Always _____ to _____ conflict on the _____.

Let's all get along on the bus!

It's the right thing to do, to be one of our **DO-RIGHT CREW!**



12


Emergency Rules On and Off the Bus

In case of an Emergency, you may have to leave the bus through the back door of the bus. Never open it unless told to do so by your Driver, or in an emergency.

During the school year, your bus driver will show you how to exit safely from the bus.



I'm like all of your Bus Drivers. I want all of you, our Bus Riders, to be safe on our School bus.



Sometimes, only **you** can help to keep everyone safe on our bus. If you ever see any student with a weapon, **please** let me or your Principal or your Teacher know right away.



Watch Your Step!

Watch your step and look both ways when getting on and off the bus.



Step down off the bus. Do not jump off the bus!

Color me!

Dewayne and Nikki are waiting for the school bus in a neighborhood near you...



Look! Over there!

Those kids are playing too near the street!



I'll bet you can't kick this soda-can before I can kick it!

Watch me kick the can without half trying!



Get out of the street! Here comes the school bus!



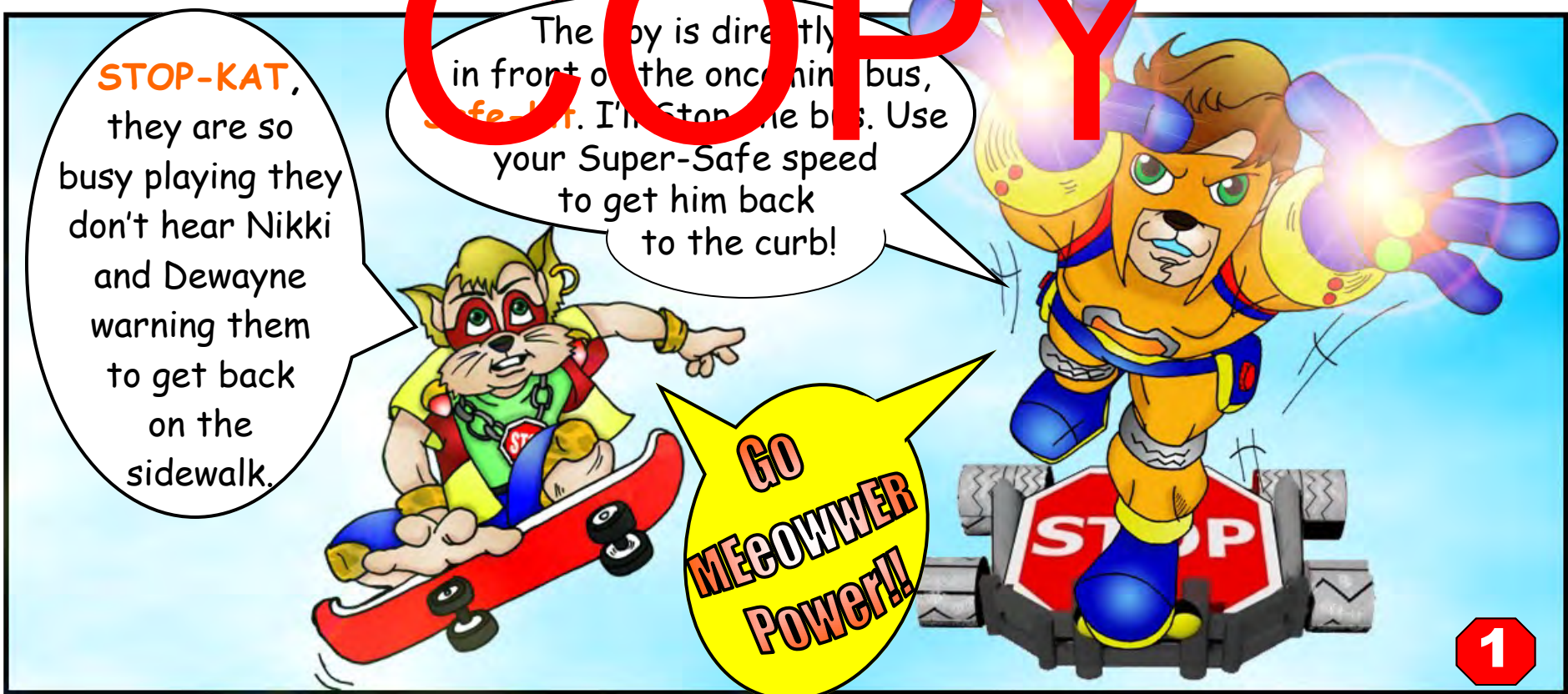
You're too slow! Now I've got the can!

Not for long! Now I've got it back!

VVRR0000M!



Get off the road. The bus driver might not see you!



STOP-KAT, they are so busy playing they don't hear Nikki and Dewayne warning them to get back on the sidewalk.

The boy is directly in front of the oncoming bus, **safe!** I'll stop the bus. Use your Super-Safe speed to get him back to the curb!

GO MEEOWWER POWER!!

The alert Driver sees the boy and STOP_KAT!

Why is **STOP-KAT** in front of my bus shining Stop-Lights at me? **OH NO!** There's a boy in the street. I must do an **Emergency STOP!!!**

SCHOOL BUS

WHEW! Just in time! What was that noise?

We saved you!

Good Job! He's safe! Only the book-bags were run over.

DO DO

CRUNCH!!!

SCREEEECH!!!

NO T

WOW! Look how those back packs were crushed by the bus!

Rather those packs than you!

What can we do to be safe school bus riders?

Now, that is a very important question. Read on to learn how to be safe school bus riders!

COPY

